



RS660

aprilia[®]



A NEW ERA
BEGINS

RS660



NEW APRILIA RS 660

A marvel of racing technology designed to ensure maximum enjoyment on the road. Equipped with the most advanced race-derived electronics, it is the perfect balance of lightness and power, agility and precision. Breathtakingly beautiful. Impossible to resist.

IF YOU WANT
TO GO UNNOTICED
THIS IS NOT THE
BIKE FOR YOU



SIMPLY BREATHTAKING



Its sports personality and contemporary lines make a real impact. Its design sets a trend and makes for a light, compact bike that is agile and streamlined in shape. Stable at high speeds thanks to its double fairing, the RS 660 won't go unnoticed. The three-element full LED light assembly and perimeter DRL make for a unique bike and immediately recognisable. The front light set also incorporates turn signals and "bending lights" function.

- // Double fairing
- // Three-element full LED headlight
- // Distinctive DRL



- // *New Euro 5, 660 cc parallel twin engine with load-bearing function*
- // *270° crank*
- // *Power of 100 HP*
- // *Significant torque right from low speeds*

- // *Aluminium frame*
- // *Asymmetric double-sided swingarm in aluminium*
- // *Adjustable USD fork, adjustable single shock.*
- // *Braking system with Brembo radial callipers and pump*

WINNING SPIRIT

The RS 660 exploits winning Aprilia expertise to set new standards in its class. The line frame and suspension maximises the dynamic riding experience while the aluminium frame and swingarm boast unique construction characteristics that guarantee outstanding weight distribution and maximum lightness. The new 660 cc Euro 5 twin engine makes its debut, flaunting a 100 HP and torque values designed to offer a prompt, lively response at any speed. Equipment also includes the single shock and fork, both adjustable, and the braking system with 320 mm Brembo discs, radial callipers and pump.



- // 5 riding modes
- // TFT instruments
- // New handlebar controls
- // Semi-handlebar positioned above the yoke
- // Active riding position
- // Roomy passenger seat

NEW RIDING EXPERIENCE

The riding position has been designed to offer comfort on the road and the proper front load for dynamic riding, thanks to the perfect triangulation of seat, foot pegs and semi-handlebar. The colour TFT instrument cluster, with new dedicated graphics, and electrical blocks ensure total parameter control at all times. The on-board experience is enhanced with the possibility to choose between five riding modes (three pre-set and two customisable) to adapt the RS 660 to any situation on road or track.

ADVANCED TECHNOLOGY

Born on the racetrack and developed for road use, the APRC system represents the ultimate in electronic control management. A complete package ensures maximum safety on the road and improves performance on track. The latest-generation 6 axis IMU continuously communicates with the ECU and multi-map cornering ABS to ensure a precise and prompt response from the APRC suite.

ATC Aprilia Traction Control, adjustable traction control with precise, high-performance intervention logic.

AWC Aprilia Wheelie Control, the adjustable wheelie control system.

ACC Aprilia Cruise Control, convenient on longer trips because it allows the rider to maintain a set speed without touching the throttle.

AQS Aprilia Quick Shift, the electronic gearbox that allows for very rapid shifting without closing the throttle or using the clutch. It is also equipped with the downshift function, to allow for clutchless downshifting.

AEB Aprilia Engine Brake, the system to control engine braking when closing the throttle.

AEM Aprilia Engine Map, the different mappings on offer change the character and method of power delivery.

ABS with cornering function, adjustable according to three different intervention levels.



**STRIKE
A POSE**

**ALL EYES
ON ME**



THE STUNNERS



| APEX BLACK | ACID GOLD | LAVA RED

UPGRADE YOUR EMOTIONS

The wide range of accessories designed for the RS 660 emphasise the different spirits of the vehicle. The Aprilia exhaust by Akrapovic, in its "For Race Use Only" configuration for use on private circuits, intensifies the sports experience with its sound and first-rate performance. Thanks to exclusive mapping, the rider can exploit the full potential of the bike by activating the quickshift function in reverse gear mode. The "racing" mood is further enhanced with billet aluminium brake and clutch levers, wheel stickers and the ultra-light carbon fibre licence plate mount, perfectly combining aesthetics with the sophistication of premium materials.



- // Quickshift mapping for reverse gear
- // Complete "For Race Use Only" Aprilia exhaust by Akrapovic
- // Brake and clutch levers
- // Wheel stickers
- // Single seat tail cover
- // Carbon licence plate holder
- // Stand pawls
- // Fuel tank covers
- // Front brake pump reservoir cover
- // Indoor vehicle cover
- // Homologated Aprilia exhaust by Akrapovic

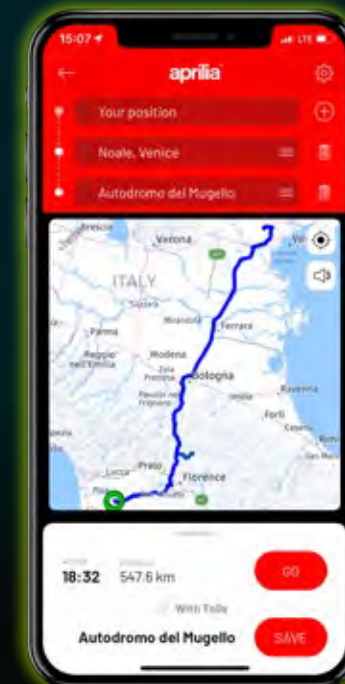
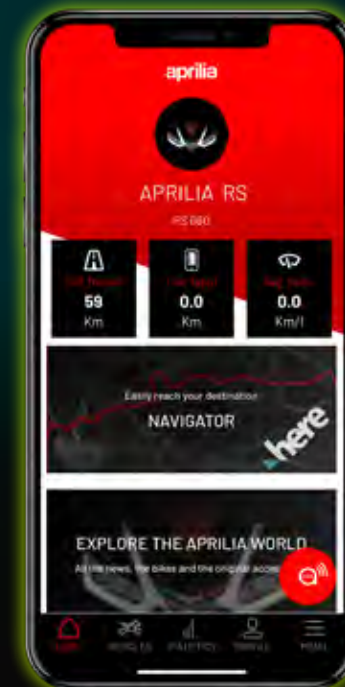
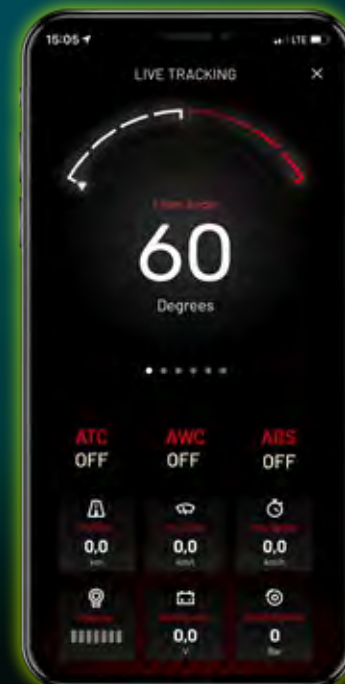


READY TO GO

While its sporty lines highlight the racing vocation of the RS 660, a range of dedicated accessories allow for light touring use, boosting both comfort and load capacity.



- // *Saddlebag*
- // *Tank bag*
- // *Comfort saddle*
- // *Oversized top fairing*



HIGH-TECH RIDE

- // *Electronic anti-theft device*
- // *USB port*
- // *Aprilia MIA*

Aprilia opts for a 'tech' mood that enhances the bike's characteristics from a technological standpoint. In addition to must-have accessories such as an electronic anti-theft device and USB port, there is also the Aprilia MIA multimedia platform, available as an optional. Aprilia MIA offers a new type of bike-smartphone connection that adds to the on-board experience. Aprilia MIA allows for a smartphone to be connected to the bike for the management of voice controls, phone calls and music using intuitive handlebar controls as well as the navigation function, which transmits directions directly onto the bike's instrument panel. The Aprilia MIA app also allows the rider to save completed trips and analyse the data acquired in the app using the geo-referenced telemetry function.

TOTAL LOOK

Riders using their Aprilia on the road each day can now benefit from the utmost quality and safety standards as well as maximum comfort and aesthetic style while enjoying total riding pleasure whatever the journey. The helmet, jacket and gloves proposed by Aprilia perfectly suit the various spirits of the RS 660, from sporty to comfortable and high-tech, without sacrificing any of the design and protection that only certified technical clothing can offer.



RS660

Engine	Aprilia forward-facing parallel twin, four stroke, liquid-cooled with radiator and water-oil heat exchanger, DOHC with silent chain on the right side, four valves per cylinder
Engine capacity	659 cc
Max power at the crankshaft	100 HP (73.5 kW) at 10,500 rpm
Maximum torque at crankshaft	67.0 Nm (6.83 kgm) at 8,500 rpm
Chassis	Aluminium dual beam chassis with removable seat-supporting subframe
Fuel system	Airbox with front air vent. Two 48 mm throttle bodies, Ride-by-wire management
Transmission	Six gears with Aprilia Quick Shift (AQS) up and down system
Front suspension	Kayaba Ø 41 mm upside down fork with top out spring, Aluminium pins to fasten radial callipers. Rebound, compression and spring pre-load adjustment. 120 mm wheel travel.
Rear suspension	Asymmetrical aluminium swingarm. Single shock and top out spring with rebound and spring pre-load adjustment. 130 mm wheel travel
Front brake	320 mm diameter double disc. Brembo radial callipers with 4 horizontally opposed 32 mm pistons. Radial pump and metal braided brake hose
Rear brake	220 mm diameter disc; Brembo calliper with two 34 mm separate pistons. Pump with integrated tank and metal braided hose
ABS system	Multi-map Cornering ABS
Front wheel	3.5"x17" aluminium alloy wheel. Tubeless radial tyre: 120/70 ZR 17"
Rear wheel	5.5"x17" aluminium alloy wheel. Tubeless radial tyre: 180/55 ZR 17 (alternatively 180/60 ZR17)
Seat height	820 mm
Fuel tank capacity	15 litres (including 4-litre reserve)
Kerb weight including Fluids*	183 kg
Emissions	116 g/km CO ₂
Consumption	4.90 litres/100 km
Electronic management	6-axis IMU, APRC suite that includes ATC (traction control), AWC (wheelie control), AEB (engine brake) AEM (engine mapping), ACC (cruise control) 5 riding modes (Road and Track, 3 pre-set and 2 customisable)
Emissions compliance	Euro 5

*In compliance with VO (EU) 168/2013 standards, with all operating liquids, with standard equipment and fuel tank filled to at least 90% useful capacity

X-CARE

The X-Care warranty extension completes the dedicated services on offer, protecting your peace of mind when it comes to your bike and allowing you to travel worry-free with a 1 or 2 year warranty which includes roadside assistance:

- Coverage of repair costs for faults due to manufacturing or assembly defects on parts
- Replacement of any damaged parts with original spare parts, labour included
- Roadside assistance which guarantees non-stop mobility in addition to the breakdown recovery and towing services
- Specialised, certified Piaggio Group Service assistance
- Retention of the retail value of your used vehicle in case you decide to sell
- Coverage throughout Europe

Ask your dealer or authorised service centre for full details of the services and coverage available in your country.

Thanks to the Care services offered by the brand, you can ride your bike without a care in the world. Benefit from an extended warranty (1 or 2 years), and choose from a selection of different routine maintenance packages, to suit your needs: When you purchase one of our Maintenance Packs, you will be entitled to periodic scheduled maintenance in line with the specifications set out in the use and maintenance manual.



The dream of riding an Aprilia is now even easier to achieve thanks to Piaggio Financial Services, the new Piaggio Group platform dedicated to the most innovative financial solutions.
www.piaggiofinancialservices.com

The company reserves the right to make technical and aesthetic changes at any time. Full information on models and accessories is available at www.aprilia.com. Ride carefully, always wearing a helmet and suitable gear. Always comply with the rules of the road and respect the environment. Read the operating and maintenance manual carefully. Always ask for original and approved spare parts in accordance with current legislation. Visit an Official Aprilia Dealership or Authorised Retailer for a secure purchase and guaranteed service support.

COMPANY WITH ENVIRONMENTAL SYSTEM CERTIFIED BY DNV = ISO 14001 =

COMPANY WITH QUALITY SYSTEM CERTIFIED BY DNV = ISO 9001 =

COMPANY WITH SAFETY SYSTEM CERTIFIED BY DNV = OHSAS 18001 =

Aprilia is a registered trademark of Piaggio & C. S.p.A.

aprilia[®]

aprilia.com